



Buckeye Triumphs Newsletter

Visit us at:
<http://www.BuckeyeTriumphs.org>
 (and get your newsletter in COLOR)
 6-Pack Chapter
 Center of Triumph Register of America
 VTR Zone Member

Winner of VTR Best Newsletter Award – 2003!

BT November Meeting Monday, December 6th – 6:30 PM

Bill Blake is hosting the December meeting at:
 The Rose and Thistle Pub and Grill
 1200 Chambers Road
 Columbus, OH 43212
 614/486-1990
 We will have a meal with the meeting around 7:00. To eat, arrive around 6:15 to 6:30



Beer on tap: Newcastle, Harp, Guinness, Smithington Irish Ale, Budington (Michelob Ultra in bottles)

Editor's Corner

Happy Holidays everyone! Some how we have just about made it through 2004. First item of business for me is to put out a: **Call for pictures!** Look for the Holiday Party Flyer in this edition. The party is scheduled for Saturday, January 22nd at the Buckeye Hall of Fame Café.

One of the fun things we have done in years past is to have a recap of the year in pictures. If you have pictures, please email them to me or burn them on a CD. I look forward to having the best "slide show" ever.

Ryan and I were the sole contingent to visit Ted's on the 13th. (And we drove the TR6 too) We had a very nice visit with Ted. I believe that Charma and Kathy paid a visit to Doris's place in Findlay. We did manage to swing by Findlay for ice cream and hamburgers. I'm already looking

forward to the first driving event for 2005, but I need new foam in my seats.

Last week I noticed some interesting items on eBay. When I purchased my TR6, the "kidney pads" were pretty shot. I intended to make my own, but never got around to it. I won the auction, paid \$40 for the pair and picked them up while I was in Cleveland. Here are a couple of pictures:



I love them -- they look great. If you are interested, contact Steve Glabeck Steveglabeck@aol.com. NFI

December is usually a slow month for our hobby, but I believe that several of us are in the middle of projects. We had to call off the 250 tear down last week when Ryan came down with a strep throat. I would still like to pull this off in the coming weeks. Watch for an email with the details.

Jim VanOrder's project is coming along. I expect another report from him soon. Be sure to keep me informed on your winter projects.

I talked to Dave at the Roadster Factory this week, he told me how weird it was in August staring out at an empty field, asking "where is everyone". Trust me Dave, we were doing the same thing. (I should have asked if it was raining ☺) He also said that there would be one next year - we just don't yet have the details.

Note our new officer nominees in John Huddy's article. Voting will be at Monday's meeting.

I spoke with Tim Swartz the other evening and he and Lee wanted to thank everyone for the outpouring of support from all of you with her recent health issues. She has been home since the first part of November and has had a bit of a relapse. I know we all send our best wishes, support and prayers their way.

That's all from me – I hope you all have a safe holiday season – and we'll see you at the Holiday Party.

Bruce Miles bmiles@INTInfo.com

Next Newsletter Article Deadline – January 25th, 2005

President's Corner

Thanksgiving has come and gone, so now, the Christmas madness has begun. I still can't believe that some stores opened at 5:30 AM the day after Turkey Day. Worse yet, some morons actually camped out in parking lots to be first in line to throw down their money. Bah humbug and screw all the gifts of personal DVD players and plasma TVs. I just

want something practical this Christmas – like a Holley carburetor for my TR8.

On November 13th, Sally and Roger Sieling, Bill Blake and I attended a Graduation Commencement of the North Central Region of Canine Companions For Independence (C.C.I.). As you may remember, C.C.I. has been the recipient of the proceeds from the Central Ohio British car shows for the last few years. Although various members of the British Car Council have been invited to attend various graduations, none of us have ever attended one. The November Commencement was held at the Dublin Recreation Center and was attended by 150 to 200 people and 50 to 75 dogs.



The program lasted about an hour with an Order of Proceedings including: an introduction of puppy raisers and graduates, a Class Speaker, a short video showing actual training exercises, a presentation of sponsorships and a presentation of diplomas and dogs. It was very touching when the puppy raisers turned over the dog that he/she had raised for 18 months to the lucky recipient. I don't know how they can do it – I get hooked after having a puppy for just a few days. The November C.C.I. dog recipients were all wheelchair bound, but that isn't always the case. C.C.I. dogs are trained for different tasks. Some are facility dogs and some are trained as service dogs to assist disabled people. It is truly amazing what C.C.I. dogs can do. When talking to Judy Myers, Development Director, I learned that most C.C.I. puppies are bred in a California kennel and they are a cross between Golden and Labrador retrievers. Also, only 4 out of 10 puppies make it through the entire training program. There is, currently, a 5 year wait to get one of the puppies who don't make it. Even though they don't complete the program (for some minor reason), they are still wonderful and sweet-tempered dogs which are highly sought after. Further, Judy told us that it takes about \$10,000 to raise and train a single dog, but C.C.I. dogs are given to worthy recipients free of charge. It should be noted that C.C.I. receives no public funds and depends solely upon donations and contributions. Due to an excellent turnout at our last car show, the British Car Council was able to give C.C.I. \$1,500.00 this year. While

it isn't a fortune, C.C.I. is very grateful and we are very proud to be a sponsor of such a worthwhile cause. If you attended the car show, consider yourself a contributor and accept our grateful thanks.

Since we didn't have a volunteer to host the December BT Business and Social Meeting, we will hold it, once again, at the Rose and Thistle Pub, in Grandview. Bill Blake will make the arrangements and will let us know if there is a necessary change. Please attend the meeting on December 6th because we need to approve our slate of new club officers and staff. I am pleased to announce that, without too much arm twisting, we have nominees for all positions:

- For President: Mike Henry
- For Vice-President: Joe Lynch
- For Secretary: Margo Washburn
- For Treasurer: Jim VanOrder
- For Newsletter Editor: Bruce Miles
- For Events Coordinator: Bill Blake

As you may know, we were supposed to have a "wrench" session on Saturday, November 25th to help Ryan Miles dismantle his TR250. I was really looking forward to the day because I just love to take stuff apart. Anyway, the session had to be cancelled because Ryan came down with strep throat. Get well soon, Ryan. We will come and tear your car apart some other time. By the way, don't forget to buy the beer.

Since I was suddenly free last Saturday and it wasn't raining (as promised), I seized the opportunity to tinker with my "mighty" '60 Cushman "Eagle" scooter. Recently, I bought a custom 3-speed transmission to replace the stock 2-speed. I haven't had time to install the new tranny, so I jacked up the scooter and grabbed a few tools. The new transmission mounts with a single pivot bolt, just like the original. Unfortunately, I couldn't get the new tranny to bolt up properly until I did a little grinding with my Dremel tool. Once I removed a small amount of welding bead, I was able to slide the tranny into place and insert the mounting bolt and spacer. Currently, I am painting assorted bits and I hope to modify the shifting rod and perform final adjustments this weekend. If it is dry, I should be able to road test the scooter. You may wonder why I like Cushmans so much, but it is simple. They are loud, rude, crude and simple - just like Triumphs. Also, they are easy to figure out and my "Eagle" brings a smile to my face every time I kick the starter pedal. I am a proud member of the Cushman Club of America, which is really the Hell's Angels of the AARP. (In case anyone wants to buy me a present, there is another '60 "Eagle" for sale in the Columbus Dishrag.)

Well, I am fresh out of miscellaneous ramblings so I will close. Since I am coming to the end of my run, let me just say that it has been a pleasure to be your president for the last two years. Let's give Mike and Joe our full support as we head into our next exciting year of Buckeye Triumphs.

Charma and I hope to see many of you on Monday, December 6th. - John

BT November Meeting Minutes

Minutes of the November 1 meeting of Buckeye Triumphs: The meeting was called to order by John Huddy at Plank's Restaurant in German Village at 7:20. Thanks to Joe Lynch for arranging the place for this meeting. Good food and fun was had by all! A welcome was extended to new friends Kim and John Johnson. They drive a '74 TR6. Also welcome back to Terry Graham and Charlie who we haven't seen in a while! Joe brought a card for all to sign for Leonie Swartz, who has been ill and in the hospital. She is home now and her therapy is continuing. Also welcome to Elaine Moore and son Kevin. Carl arrived later in time for supper!

Thanks to Bruce Miles for getting the newsletter out on time every time (even when some of us are so forgetful!). An inquiry was made as to whether he had edited the article that John wrote last time.?? The MG fall drive to "Everything Rubbermaid" and Smuckers was to finish up at Buckeye Lake. More later. The Van Order bonfire and cookout went well, after several postponements. We had a good turnout. Thanks, VO's!!

The nominating committee will meet before the next meeting and a slate of officers will be presented. There was a reminder of the Holiday Party which will again be held at The Buckeye Hall of Fame Cafe. It will take place on January 22nd. It was announced that Bruce Clough now wins the award for owning the most models of triumphs--no mention was made of how many, however. A drive will be held on November 13 to the Findlay area to Doris and Ted Schumacher's. We will go to Doris's gift shop and to Ted's "TS Imported" car parts place meeting at the McD's in Worthington. Jim VO also asked for ideas for any tech sessions that any members would like to host.

Meeting adjourned, 7:40.

Respectfully submitted, Margo Washburn, Secretary

Events 2004 / 2005 - Bill Blake

January 2005

BUCKEYE TRIUMPHS HOLIDAY PARTY

SATURDAY, JANUARY 22, 2005

We have made arrangements and are going to have our **Fifth Annual Holiday Party** at Buckeye Hall of Fame Café, 1421 Olentangy River Rd., Columbus, Ohio.

Start planning; this will be Buckeye Triumphs sixth year in existence. Set the Saturday evening aside and come and celebrate the Holidays and the New Year with your TRIUMPH friends. Further details will be listed in future Newsletters.

June 2005

Texas Triumph Register

P.O. Box 40847
Houston, TX 77240-0847

November 17, 2004

Dear Triumph Club:

The 2005 TRA – Bigger, Better, and Uncut

NEVER BEFORE has the TRA been held west of the Mississippi River, and **NEVER BEFORE** has there been a participants' choice show at the TRA with 1st, 2nd, and 3rd place awards for all classes of cars entered.

The 2005 annual TRA national convention will be held in Branson, MO, from Thursday, June 23 through Sunday, June 26, 2005, and is being sponsored by the Texas Triumph Register of Houston, TX. For those of you who have never been, or feel that it's been too long of a drive, now's your opportunity to attend. And because of the expansion of the participant's choice show, this is an event for **ALL** Triumph owners, not just TR2, TR3, and TR4 owners.

We're planning many events, drives, shows, and on-your-own options for everyone's interests, including: The traditional TRA concours show for TR2's through TR4A's

A complete participant's choice show for all Triumphs with 1st, 2nd, and 3rd place awards for all registered classes of competition.

- A paddlewheel riverboat ride, dinner, and show
- A welcome dinner and events
- An awards banquet with door prizes
- The many shows, dining, attractions, and shopping of Branson, MO
- A poker run and rally
- An autorama
- A funkana
- A winery drive and tour
- A breakfast run and rally
- The beautiful weather of Branson, MO in late June

We have chosen a host hotel in Branson and have already negotiated an unbelievable price of \$40 per night with them for all TRA attendees. The actual schedule, costs, and details will be provided soon, but it's time to start planning this event, so put it on your calendars for Thursday, June 23 through Sunday, June 26, 2005. [Branson, MO is a vacation destination for the whole family, so start making your plans now!](#)

We look forward to seeing many new faces and many new cars that will take advantage of this location and expanded events.

Dude, Where's my Triumph?



November/ December 2004: By Bruce Clough
(clough@erinet.com)

Nothing new from Bruce, but he has decided to sell the TR6 – look for it in the classified section.

Notes from Members

From: billblake [mailto:billblake@thekayesco.com]

Sent: Monday, November 29, 2004 10:14 AM

Subject: SEMA and Colorado

2004 SEMA/AAPEX/Tire Expo Automotive Parts Show Las Vegas

The first week of November is always the SEMA Show (Specialty Equipment Market Association) trade show. It has combined with the Tire Expo, AAPEX and several other organizations. In short the wholesale parts business all meets that week to show their wares and talk about new and old items for cars and trucks. I have been working this show since about 1975 and have missed only two of them. What is interesting are the show/concept vehicles that are on display.

These cars and trucks are competing in the world series of show cars. I have included some pictures from the event. There was a double sided Mini with some interesting graphics,



Ford had a huge display with a silver GT, a silver concept Cobra, and a silver model.



Ford was also showing a polished original Cobra that was from the first episode of Rides on cable.

There was an all-trac Jeep that was very interesting.



Of course the Vegas volcano in front of The Mirage Resort



I left from Las Vegas and flew to Denver to see my nephew David Blake in Vail. I drove through Rocky Mountain National Park and had an up close and personal contact with a four legged Ram:



I visited Leadville, CO, the ghost town capital having been home to the Matchless Mine of Baby Doe fame in the late 1800s. The Delaware Hotel is still open for business at 10,300 feet above sea level.



I drove from Leadville to Great Sand Dunes National Park passing a huge mountain meadow area and then I spent a day on the dunes.



They cover 50 square miles, with the tallest dune at 750 feet. The area is simply amazing.

Bill Blake

From: Joe Lynch [mailto:jjlynch1@columbus.rr.com]
Sent: Friday, November 12, 2004 9:19 PM
Subject: Putting Your Triumph To Sleep For The Winter

Now that the cooler weather is here, and the leaves are off of the trees, it's time to start thinking about putting up the Triumph for the winter.

Some hardy souls will keep their cars running all winter long, driving them whenever they get a chance. While other folk will dismantle their cars and perform needed maintenance and rebuilds. Then there are many people

that are just happy to put their little cars to bed for the season, and dream of the spring driving season ahead.

For those folk that want to put their car away for the winter, here are a few tip and tricks to make sure that it is in good shape when you open that garage door after the snow melts in the spring.

On the last drive before you put your car away, be sure to get the car up to operating temperature. Run it for a few miles to make sure that the exhaust gets nice and hot. That way it will burn off any moisture that has built up in the muffler and exhaust pipes. Moisture = rust.

Change the oil and the oil filter.

Drain, and flush the radiator and the cooling system. Refill with the correct water/antifreeze mixture. Run the car with the heater on to get the new antifreeze through all of the hoses, pipes, and heater core.

A good idea, is to drive your Triumph down to the local gas station and top off the fuel tank. Then drive over to your auto parts store - NAPA, AutoZone, Pep Boys, etc., and buy a bottle of fuel stabilizer. Fuel stabilizer conditions the fuel and keeps it from gumming up during the months of winter storage. Pop the lid on the gas tank, and put the recommended amount of stabilizer in the tank. By the time that you drive back home the car will have reached its full operating temperature, and the fuel stabilizer will have worked its way through the fuel system and carburetor.

Remove the spark plugs, and squirt a little oil into each cylinder, then put the plugs back in.

Top off the brake fluid and clutch fluid.

Add fresh windshield washer solution to keep mold from forming in the reservoir.

The garage:

If your car is going to spend the winter parked on a concrete floor, lay down a piece of plastic or a tarp under the car. Moisture can wick up from the concrete and cause rust.

If you plan on having the car up on jack stands, put a little more air pressure in the tires. Got a fire extinguisher in the garage ? What would you do if there was a fire and the car was up on jack stands ?

Look up at the ceiling in the garage. Is the car parked under a roof that may leak ?

Periodically over the winter months, roll the Triumph back and forth a few times to prevent the brake pads from rusting and sticking to the rotor. Operate the brakes on occasion to prevent the cylinders from freezing. Also, engage the hand brake a few times to keep its cables and linkages moving freely. Occasionally get into the car and push the clutch pedal down to the floor.

Store your Triumph with the hand brake off.

You might consider leaving you trunk lid open, so moisture can't build up inside the trunk.

Remove the battery and store it in a dry place where it won't freeze. While the battery is removed you may want to put it on a trickle charger.

Give the car a good cleaning. Try to get rid of accumulated dirt under the vehicle as best as possible. Vacuum the inside, polish with a protective polish or wax it to protect the paint, treat the vinyl with a coat of Armor All or a similar product.

Give your hoses and all other rubber parts a good spray with a lubricant to keep them pliable and soft.

Remove the rubber floor mats, so the carpet can breathe.

It's a good idea to keep those little rodents in mind that are desperate for a home at this time of the year. They can burrow into seats, fenders, pedal boxes, inside heater boxes, even inside exhaust headers and cylinders. Some people claim that pieces of Irish Spring soap, liberally dispensed in certain areas of the interior and under the bonnet are a deterrent for critters. Make sure the soap is placed in a dish to prevent it from soaking into the upholstery or carpets. You can also try using mouse traps or moth balls scattered around.

To prevent mice, squirrels, and animals from making a nest in your muffler/exhaust system, put a piece of steel wool in your tailpipe. In the spring you can bend a metal coat hanger so you can insert the 'hook' end into the tail pipe and extract it.

Ventilation is the next issue that should be addressed when preparing the car for storage. A tightly tarped car will collect condensation, which in turn will cause the car to prematurely rust and mold to develop. Moisture condenses on everything, especially during temperature changes. Make sure the car is very well ventilated. If you must tarp the car, leave the windows open a crack to allow air movement. Choose to have the soft top either up or down and leave it that way for the season. A cold soft top will not stretch into place and the vinyl may be damaged. You may even find that the hood itself will collect condensation, which then may run into the battery tray. And, when you think your battery acid has again damaged the paint in your battery tray, it may as well have been the condensation dripping into it from the hood that allowed the rust to develop.

Many people will place a small light in the interior of the car. A little 4 watt night light bulb will help to dry up any moisture in the car.


Joe Lynch

From: Bill Moine [mailto:bmoine@yahoo.com]
Sent: Saturday, November 27, 2004 8:44 PM
Subject: 1st Annual Lardstock Survivors.. (sort of TR related... since it is in pics)

A couple of surviving pics from Lardstock 2004. The premise of Lardstock, "What do you do with that left over oil from deep frying your turkey on Thanksgiving? " You have a party where everything is deep fried...

The menu included:

- cheese sticks
- taquitos
- mushrooms
- chicken parts
- twinkies
- cupcakes
- cheese cake
- tator tots



(notice the stripped TR6 in the background. waiting to go to the painter end of dec.)

Now the floor just has a few more oil stains.... peanut oil that is.. notice how bad the oil looks by then end of the night. No burns other than the roof of my mouth from the cheese stick that I was told didn't have any cheese in them...

Later – Bill

From: John [mailto:johnjohnson@columbus.rr.com]
Sent: Sunday, November 07, 2004 8:29 PM
Subject: Buckeye Triumphs

Hi Bruce,I was wondering if you could put some info on my 1974 tr6 restoration in the newsletter. I attached some pictures.Thanks, John Johnson

Editor's Note: here they are:



Buckeye TRIUMPHS REGALIA

T-Shirts- Lt Grey Cotton \$14.00

BTC Logo - front

Large Wreath Logo – back

Sweatshirts- Lt Grey Cotton \$20.00

BTC Logo - front

Large Wreath Logo – back

Golf Shirts with embroidered logos – 100% Cotton\$35.00

Patch Embroidered Logo \$12.00

Buckeye TRIUMPHS Logo \$10.00 - Embroidered on your article - Select your favorite jacket, shirt or bag since the logo can be added to almost any cloth article.

Halkias Video on Valve Adjustment for 6-cyl TR's - \$10.00

Send or bring your articles to Bob Mains. Turn-around is usually about 2-4 weeks. (Names or lettering can be added for additional costs).

Items from the Internet

Date: Mon, 29 Nov 2004 16:19:05 -0500
 From: <BritCarWeek@arczip.com>
 Subject: Calling All British Cars!

Hello all British car fans!

In just a few short weeks most of us will be celebrating the holidays with our loved ones, and our focus will be all about spending quality time with our family members and good friends. When all good tidings have been fulfilled, and life is back on its twisty track, many of us will begin thinking about our less human, but no less loved British driving machines. As a matter of fact, I m hoping that many of you will begin thinking about the exciting 9th Annual British Car Week!

That's right, the 9th Annual British Car Week takes place during the week of May 28 to June 5, 2005. This is a special 9-day extended British car promotional week intended for all classic British car enthusiasts to help promote all things associated with British cars! If your car is safely licensed to drive, then you can drive it around town during this week to show all of your townspeople that these cars continue to provide as much enjoyment as ever!

If your car is a race prepared bad-boy then race it! If it's been shined like a diamond jewel and has been restored to perfection, then show it off! If it's a project car that has been hidden away in the garage, then drag it out to the street and let everybody in the neighborhood know what you've been doing inside that garage with the door closed for so long! In any event, no matter what year, what condition, what color, size or shape, do whatever you can to help promote the British car hobby in your community for those who don't know about British cars and the fulfilling hobby we all enjoy so much.

Songwriter Steve Forbert once wrote, "Driving a Jaguar's impressive, but you can't see it go by....." You may be one person enjoying the ride, but just think of all the people who enjoy watching you drive by.

Lastly, I am currently working on updating the British Car Week events page, so if any of you have a British car related event that you would like to share with all of us, please be sure to let us all know about it by sending it to this e-mail address: BritCarWeek@arczip.com

As a favor in return, I hope that you will take the time to share this message with others so they can also add British Car Week to their event listings.

Thanks, and have a fun filled 2005 driving season!

Scott Helms

www.britishcarweek.org

Officers and the Fine Print

The Buckeye Triumphs Newsletter is a publication of Buckeye Triumphs, and the content herein is not officially endorsed by the staff or members of Buckeye Triumphs, their families, or lawyers. If you decide to follow the advice of anything inside this newsletter, you do at your own risk. We are all adults here, so if you do something stupid, own up to it and don't sue the club. Heck, we don't have any money anyway...

Club address: Buckeye Triumphs, 9023 Concord Rd, Johnstown, Ohio 43031

Annual Dues: \$20.00

General email: buckeyetriumphs@BuckeyeTriumphs.org

Web Site: <http://www.BuckeyeTriumphs.org>

Our current crop of Buckeye Triumphs Officers include:

President: John Huddy (614) 846-2321 jhuddy@columbus.rr.com	Vice President: Mike (Buck) Henry (614) 733-0563 mhenry1453@aol.com
Treasurer: Jim VanOrder (740) 967-2110 vanordergj@core.com	Events: Bill Blake (614) 403-1074 billblake@thekayesco.com
Newsletter Editor and Webmaster: Bruce Miles (740) 587-4179 bmiles@buckeyetriumphs.org	Secretary: Margo Washburn 614-882-5219 jimbo165@earthlink.net

Technical Consultants:
 TR2's & 3's: John Hartley 740-753-1066 email: jhartley@frognet.net or John Huddy 614-846-2321 email: jhuddy@columbus.rr.com
 TR-4's: John Thomas 614-855-4175 or Bruce Clough 937-376-9946 clough@erinet.com

TR250, TR-6: Robert Mains 614-890-7767 mains1@columbus.rr.com or Jim VanOrder 740-967-2110 vanordergj@core.com
 Spitfires and GT6: Doug Braden 614-878-6373 braden.13@osu.edu ,

TR-7 & 8's: Ron Fowler 614-397-3685 tr8@att.net

Affiliations: 6-Pack Chapter Center of Triumph Register of America – VTR Zone Member

Comedy Clips

From: James D. Franchello [mailto:james@intinfo.com]
Sent: Wednesday, November 24, 2004 12:31 PM
Subject: FW: Great turkey recipe

When I found this recipe, I thought it was perfect for people, like me, who just are not sure how to tell when poultry is thoroughly cooked, but not dried out. Give this a try.

- 12-16 lb. turkey
- 1 cup melted butter
- 1 cup stuffing (Pepperidge Farm is good.)
- 1 cup uncooked popcorn (ORVILLE REDENBACHER'S LOW FAT)
- Salt/pepper to taste
- Preheat oven to 350 degrees.
- Brush turkey well with melted butter, salt, and pepper.
- Fill cavity with stuffing and popcorn.
- Place in baking pan with the neck end toward the back of the oven.
- Listen for the popping sounds.

When the turkey's ass blows the oven door open and the turkey flies across the room, it is done.

And, you thought I couldn't cook

From: James D. Franchello [mailto:james@intinfo.com]

Sent: Wednesday, November 24, 2004 12:31 PM

Subject: Doctors' Funny Stories

- A man comes into the ER and yells, "My wife's going to have her baby in the cab!" I grabbed my stuff, rushed out to the cab, lifted the lady's dress, and began to take off her underwear. Suddenly I noticed that there were several cabs - and I was in the wrong one.
- At the beginning of my shift I placed a stethoscope on an elderly and slightly deaf female patient's anterior chest wall. "Big breaths," I instructed. "Yes, they used to be," remorseful the patient.
- One day I had to be the bearer of bad news when I told a wife that her husband had died of a massive myocardial infarct. Not more than five minutes later, I heard her reporting to the rest of the family that he had died of a "massive internal fart."
- I was performing a complete physical, including the visual acuity test. I placed the patient twenty feet from the chart and began, "Cover your right eye with your hand." He read the 20/20 line perfectly. "Now your left." Again, a flawless read. "Now both," I requested. There was silence. He couldn't even read the large E on the top line. I turned and discovered that he had done exactly what I had asked; he was standing there with both his eyes covered. I was laughing too hard to finish the exam.
- During a patient's two week follow-up appointment with his cardiologist, he informed me, his doctor, that he was having trouble with one of his medications. "Which one?" I asked. "The patch. The nurse told me to put on a new one every six hours and now I'm running out of places to put it!" I had him quickly undress and discovered what I hoped I wouldn't see: Yes, the man had over fifty patches on his body! Now, the instructions include removal of the old patch before applying anew one.
- While acquainting myself with a new elderly patient, I asked, "How long have you been bedridden?" After a look of complete confusion she answered... "Why, not for about twenty years - when my husband was alive."
- I was caring for a woman and asked, "So how's your breakfast this morning?" "It's very good, except for the Kentucky Jelly. I can't seem to get used to the taste" the patient replied. I then asked to see the jelly and the woman produced a foil packet labeled "KY Jelly." Dr. Leonard Kransdorf, Detroit, MI A nurse was on duty in the Emergency Room, when a young woman with purple hair styled into a punk rocker Mohawk, sporting a variety of tattoos, and wearing strange clothing, entered. It was quickly determined that the patient had acute appendicitis, so she was scheduled for immediate surgery. When she was completely disrobed on the


operating table, the staff noticed that her pubic hair had been dyed green, and above it there was a tattoo that read, "Keep off the grass." Once the surgery was completed, the surgeon wrote a short note on the patient's dressing, which said, "Sorry, had to mow the lawn."

and finally...

- A new, young MD doing his residency in OB was quite embarrassed performing female pelvic exams. To cover his embarrassment he had unconsciously formed a habit of whistling softly. The middle-aged lady upon whom he was performing this exam suddenly burst out laughing and further embarrassed him. He looked up from his work and sheepishly said, "I'm sorry. Was I tickling you?" She replied, "No doctor, but the song you were whistling was, "I wish I was an Oscar Meyer Wiener".

Next Time You Think You Had A Bad Day...

Check these out:



Classifieds

From: [Bruce Clough](mailto:clough@erinet.com) [clough@erinet.com]
Sent: Saturday, November 27, 2004 8:42 PM
Subject: For Sale Ad

We've decided to get rid of the TR6 (and maybe the TR7, but that will be a later email) to make room and also return a bit of sanity to the household. Here's an add for the newsletter/web site. Attached are a few pictures also.

The Add:

For Sale: 1972 TR6 - \$2500. A decent driver, we bought this car for summer use, but figured out that the typical latchkey family doesn't need three two-seat sports cars sitting around, so it's for sale. Runs strong, all electrics work, extra parts including all parts needed for front suspension and steering rebuild as well as a new dash pad. Michelin redlines with good tread, an AM/FM cassette if you tire of the exhaust note, and AMCO bumper bars.



Of late has had clutch replaced, new exhaust, tonneau cover, windscreen rubber - lots of little stuff. Have receipts since we've owned it. Does it need stuff? You bet. Will need a top, the frame will need bracing at the rear corners (typical for this car in this climate), the wipers don't work as good as they should, and purists would want the bumpers rechromed. Front fenders are new, but there is some bubbling at the rear fender seams at the top – typical. It went to MAACO for a Ford "Electric Currant" paint job over the original white, not the best, but it's a nice color. Engine is from a '73 TR6 and sports a "lovely" orange paint job as well a bunch of new parts.



Oh, it has a clear title. One could drive it anywhere (as long as it didn't rain!) If interested, contact me, Bruce Clough, at (937) 376-9946, or clough@erinet.com. Pictures by request.

Bruce Clough

Editor's note: *I was teaching a class this week in Cleveland and a student mentioned that they had a Spitfire that they would like to sell. She said they were the 3rd owner, and that it hadn't seen water (except from the end of a hose) for many years – I had a note from her husband this morning:*

From: "DAN ABBOTT" BOOG20@ADELPHIA.NET
Date: 12/02/2004 08:47AM
Subject: 1972 triumph
– here is a picture:



A 1972 spitfire 39,821 original miles. Original paint, original wheels, original carpet, original chrome [mint]. Every thing works. This car has not seen rain since 1975 . I am the third owner. Thanks Danny Abbott
216-267-5259 home cell 216-337-9334

PARTS...PARTS...PARTS - Triumph and LBC parts available... New, Used & NOS... The Roadster Factory, Moss & Victoria British items at discount prices.


Many common parts in stock.

Doug's Parts 614-878-6373 Braden.13@OSU.edu
<http://www.triumphparts.com>



MARK YOUR CALENDARS

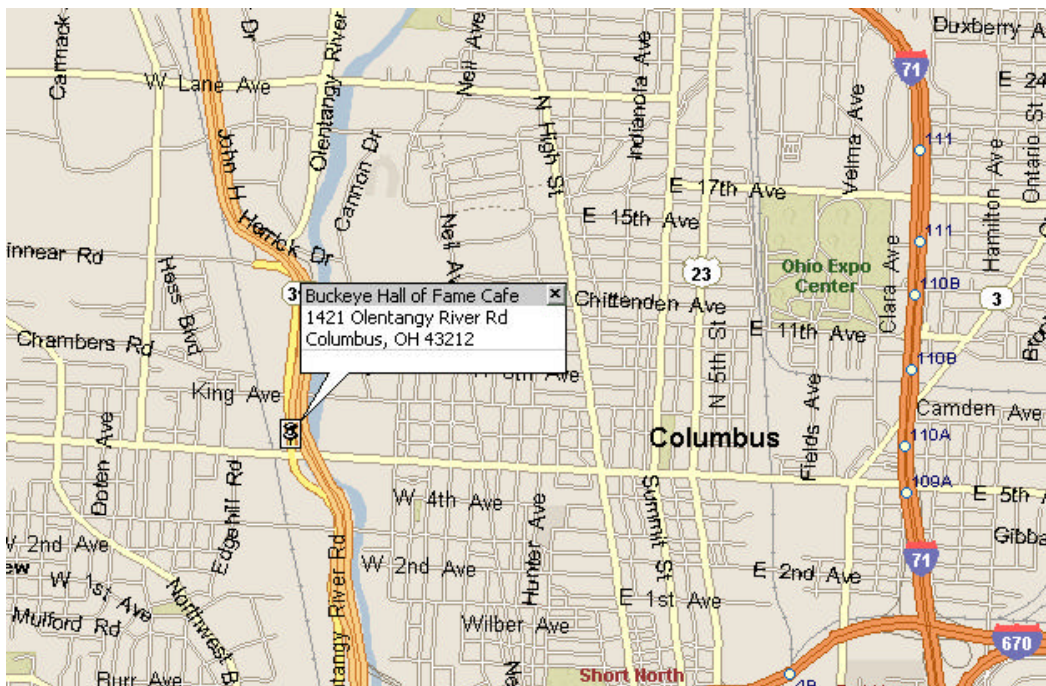
BUCKEYE TRIUMPHS HOLIDAY PARTY and SIXTH YEAR ANNIVERSARY



6:00 TO 10:00 PM

RSVP

We have made arrangements and are going to have our Fifth Annual Holiday Party at Buckeye Hall of Fame Café, 1421 Olentangy River Rd., Columbus, Ohio. The time will be 6:00 to 10:00 PM. We will have a Cash Bar and Buffet Dinner with three meat items and three accompaniments, salad, vegetables, beverage and array of desserts. The price will be \$29.00 per person, includes tax and tip. This will be an RSVP event, we will need your RSVP by JANUARY 19TH, 2005. We are required to give Buckeye Cafe a headcount no later than the afternoon of January 19th, so if you have to cancel please advise or Buckeye Triumphs will have to pay for you anyway. We will collect for the Buffet when you arrive.



Start planning and set the Saturday evening aside and come and celebrate the Holidays and the New Year with your TRIUMPH friends. We will be having a gift exchange this year. If you want to participate bring a gift for \$15 for either female or male, whichever you are. In addition, for those who attend, you can pay your dues that evening and we will have a special door prize drawing for those who pay their dues. We will have video pictures of this past year events and some special pictures of the SixPack National in Wisconsin Dorr County. We will have the downstairs banquet room to ourselves, so come and have a boisterous good time and celebrate the New Year.

To RSVP please either call or Email to Bruce Miles or Jim VanOrder:

Jim VanOrder 740-967-2110 or JVanorde@columbus.rr.com

or Bruce Miles 740-587-4179 BMiles@intinfo.com



Buckeye Triumphs
9023 Concord Rd.
Johnstown, Ohio 43031

