



Buckeye Triumphs Newsletter

Visit us at:
<http://www.BuckeyeTriumphs.org>
 (and get your newsletter in COLOR)
 6-Pack Chapter
 Center of Triumph Register of America
 VTR Zone Member

Winner of VTR Best Newsletter Award – 2003!

John Thomas: 1969-2006

It is with unthinkable sadness that I report that our friend John Thomas has lost his battle with cancer. John was diagnosed with adenocarcinoma of unknown primary origin on September 16, 2005 and fought a short but valiant fight against this insidious foe.

John was a friend, husband, father, son. We will miss him.

I thought it appropriate that I run this photo (with his daughter Lauren) to remember our friend as we knew him.



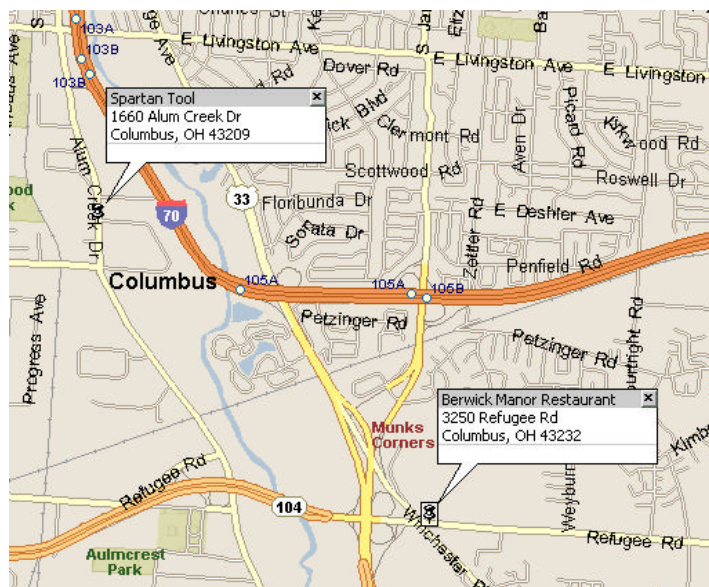
John requested the mighty oak tree to be his memorial. Plant an oak tree and remember John's love for this living earth. Please, NO FLOWERS. The family will receive family and friends 1 hour prior to a Celebration of Life service, which will be held at 11:00am on Saturday, March 4, 2006 at St. Paul Evangelical Lutheran Church, 4686 Walnut St, Westerville.

If desired, contributions may be made in John's memory to a scholarship fund for Lauren and Natalie at Heartland Bank, PO Box 577, 730 W. Coshocton St, Johnstown, Ohio 43031, 740-967-6500.

John was a founding member of our club, and an active member in many events over the years. I consider it an honor to have known him, and can't imagine that he is really gone. You will be missed by all.

BT Meeting - Monday, March 6th

Spartan Tool 1660 Alum Creek Drive just south of DeVry 614-443-7607 is hosting an after hours open house for Buckeye Triumphs.



Joe and Jim have the real tools for doing real work. They are offering us a 30% off deal on Monday night from 6:00 pm till 7:30 pm.

They stock Milwaukee power tools, SK wrenches and sockets, Waterloo Tool Chests, Chicago Pneumatic air tools, OTC, Bosch, Klein Tools and they know how to use them. www.spartantoolco.com

We are going to the Berwick Manor Restaurant 3250 Refugee Road 614-235-7100 after for dinner and drinks. It is off the next exit east from Alum Creek Drive south. We told Berwick that some of the women may come directly to the restaurant around 6:30pm. Bill Blake

Herman's Hermits Comes to the Midland Theatre - April 22nd



Saturday, April 22nd at the Midland Theatre in Newark, OH
www.midlandtheatre.org

Our April Driving Event is a combined event with the Central Ohio British Car Council on Saturday, April 22nd



Schedule of Events:

Time	Description
12:30	Leave downtown Granville for a "Tour" of Licking County. I'm still putting the details of the drive together, but I plan on a "spirited" drive with a possible stop at

Time	Description
	Dawes Arboretum to look at the spring flowers (http://www.dawesarb.org/) I suggest arriving in Granville early for a late greasy breakfast at the Aladdin Restaurant prior to our 12:30 departure. I have invited all clubs associated with the Central Ohio British Car Council to join us in this drive.
4:00	We will arrive at the Midland Theatre to line up for a "cruise in" on second street next to the Midland Theatre. We will be just off of the Courthouse "square" - and there are several interesting shops around the square. (Goumas Candy Shop comes to mind) The public has been invited to view our cars, and the local radio station (Kool 101.7) will also be on hand to ratchet up the fun with a live remote!
6:00	Dinner at "The Place" Off The Square's lovely Café Restaurant. (this is a ½ block away) This pub-style dinner will include fish and chips, shepherd's pie, cole slaw, tossed salad, bread pudding, iced tea or coffee. There will be a cash bar available during dinner.
8:00	The concert starts with sixties pop legends Herman's Hermits starring Peter Noone will perform at The Midland (www.midlandtheatre.org). With songs like I'm Into Something Good, Mrs. Brown You've Got A Lovely Daughter and Henry VIII, I Am, these pop icons outsold every recording act in the world in 1965— including the Beatles! (we can leave our cars parked as they were till after the concert)

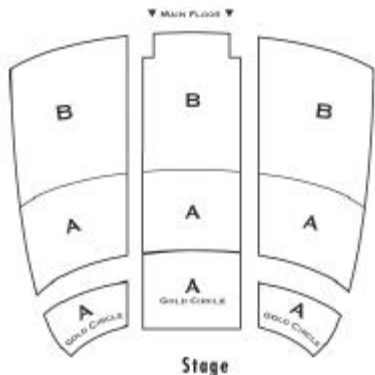
Make your reservations **beginning on Monday, February 20th** - Tickets for the show and the dinner are \$40 (adults) and \$34 (for children under 12).

To order your tickets, contact the theatre at 740-345-LIVE (5483) and identify yourself as a member of the Central Ohio British Car Council - and that you wish to purchase a **"Henry VIII, I Am Package"**

The Midland has reserved seats in the "B" section of the theatre, rows M thru row Q, and will hold this block of seats for us until **March 20th** (where unreserved seats will be released to the general public).

I hope to see you there!

Bruce Miles
Newsletter Editor, Buckeye Triumphs
bmiles@buckeyetriumphs.org



Editor's Corner

This has been a really tough month, if you have been active with our tech sessions, come to meetings or gone to Summer Party, you knew John and Beth, Lauren and Natalie Thomas. If you didn't know John very well, you know Beth's Parents Jim and Gayle VanOrder.

Loss at a young age is never right, we will miss John.

Bruce bmiles@intinfo.com

President's Corner

This is not an easy President's Corner to write. As most of you probably know by now, one of our follow members, John Thomas lost his courageous fight with cancer this past week. John was the son-in-law of Jim and Gayle VanOrder.

John was one of the founders of Buckeye Triumphs along with Jim, Murry Mercier, and Bob Mains among others. John was there at the beginning to support the new club and its activities. John was very knowledgeable regarding TR-4s and assisted in the writing of a manual used for judging that model. During the past few years, John didn't attend many meetings because he was so busy with his business, building a new home and in particular, spending time with his wife and daughters.

I first met John at one of my earliest meetings soon after joining the club. He and I sat back in a corner and introduced ourselves to each other. Naturally we talked about our cars, how long we had had them and so on. It wasn't until sometime later that I realized that he was Jim and Gayle's son-in-law. I really didn't get to know John until Jim invited the club over for a tech session at his home to help dismantle his TR-6. John naturally was there and I had the chance to talk with him for a while. After the work was done on Jim's car, Jim and I helped John with some work on his TR-4.

John leaves his wife Beth and two daughters, Lauren and Natalie. They along with Jim and Gayle will be going through some rough times. I want them to know that the members of Buckeye Triumphs will lend whatever support is needed.

At our March meeting, let's be sure to discuss opportunities in which the club can help.

Bill Blake and Joe Lynch have arranged for the club to be let loose in Spartan Tools, the largest commercial tool store in Columbus this Monday night (at 6:00) followed by dinner at the Berwick Manor Party house at 6:30 p.m.

Thanks to Bill Blake for arranging last month's tour of Tritex Auto at their new location and dinner at The Brazenhead Pub.

See you at the Berwick Manor Party House.

Buck

BT Minutes

Minutes of the Feb. 6 meeting:

We began the meeting at “Tri-tex Industries”, where we were given a really informative tour of the business. This company specializes in the refurbishing of car and boat interiors. Randy Grimes, the owner, showed us many projects that were being worked on. Dave Cummings, the shop foreman and Senior Craftsman gave several demonstrations of the work that could be done on a leather seat and other projects.

After the tour of the Tri-Tex facilities, we walked across the street to the Brazenhead where we had good food and good fellowship. There were 26 people at dinner and 4 more at the tour who couldn't make it to dinner. Thanks to Bill Blake for arranging the tour and the meeting place.

Thanks were given to Jim Van Order for arranging the holiday party and the Joe Lynch for getting the facts together for the “Do you know your fellow Triumph enthusiasts?” game. Much fun was had by all. It was suggested that mileage charts should be kept for the year for each car and perhaps lists of all the folks who went to each event or drive. Congratulations were again given to Ann Gillman for all her hard work on the Website.

Plans are being made for driving events for this summer. A short list includes an outing with a group picture, restaurant and drive-in movie (perhaps in June), a drive in the afternoon with a stop for dinner and then a concert featuring Herman's Hermits (!!), the Dayton Wire Wheel Tour set up by Eric Jones in March, Eric Jones' garage sale in April and many other events. Check our website calendar for details.

John Huddy told us about hearing a lecture by Kevin Clemens. He is an auto-journalist and he and the Merciers enjoyed the event very much. Rod Yost talked about a rear wheel bearing tech session which he will set up soon. Bob Mains has a new “squeegee” for sale—let him know if you are interested. Mike Henry also suggested that we sing “Happy Birthday” to all the folks who have their day during the coming month.

Meeting adjourned at 8:15. Respectfully submitted, Margo Washburn, Sec'y

Tritex Tour February Business/Social

From Bill Blake

Our monthly meeting for February was held at the new home of Tritex on Holly Ave. just south of W. 5th. Randy Grimes was our host for the first part along with his techs Dave and Dave that demonstrated how they redo old seats and interiors for the restoration market. Their new facility seems very nice both in size and equipment. This type of work is not inexpensive but I felt the their care and quality was first rate.



Randy is wanting to sell his TR6 that he has owned for some time. I think it is in good shape for such an old British car. We all retired to the Brazenhead Welsh Pub next door for food and refreshment.


TR6 V8 Moves to Long Island

From Bill Blake

After considerable deliberation the 1972-73 Red TR with the Chevy 350 V8 was placed on E-bay. The reserve was met and the winning bidder was Mike Rau from Patchogue, NY. On Thursday February 9 Horseless Carriage transport pulled up to Delaware, OH and loaded the red beast for the trip to it's new home on Long Island.



I bought this car in the spring of 1998 as a result of an ad in Hemming's. I had always wanted a TR6 and an AC Cobra, so I thought this car would kill two birds. It is lucky it didn't kill me when that pesky gas station jumped out in front of me a few years back. The car was located near Concord, NC and had not been driven but did have the engine and tranny in place with no brakes, gas tank or radiator and wires hanging everywhere. It came with a trailer, enough sheet metal and spare parts to build another TR. Thanks to Ted in Pandora I got it all together and running and took it to the Arthritis Show in July and met Professor Murry Mercier. He asked me if I wanted to be on the ground floor of a new Triumph club that was going to have it's first meeting. What did I know, I said "Sure Murry!". Seemed like a good idea at the time.....



<http://www.britishv8.org/swaps/tr6chevy.htm>

Local Sources:

Nothing submitted for this month - please be thinking about submissions for 2006.

If you have had experience with a local company that has done work on your Triumph and you would like to tell other members about them send an e-mail to be included in the newsletter Bruce Miles. bmiles@intinfo.com

Rod Yost's Story

I'm back. Much appreciation to our editor for allowing me a couple month's hiatus. Of course, now that you folks are learning more about me, you know that I am an expert in hiatus. In this month's edition, I'm going to tell you all how to become expert in painting your cars. Yeah, right.

You may remember that about this time last year, I took a class in Auto Body at the local Joint Vocational School. It was a 120 hour class, so I think that I did learn a few things. At the end of the class, we painted a car, and each of us was given a door panel as a project. The car we painted was the same one that we had been dinging and repairing for the first part of the class. When we were given the door panel, the first thing we did was to cut it into two pieces vertically, right down the middle, with a cut off tool. This



gave us the opportunity to learn how to MIG weld it back into one piece.

Without going into excess detail, we used a metal shear to cut a one inch strip of sheet metal which was used as a “backing” for the weld. The backing piece needed to be bent in exactly the same way as the door panel, and then was spot welded to the backs of the two halves of the panel at the split. Even though we were using a MIG welder, which may be the easiest way to weld, I discovered that welding sheet metal takes skill. I was taught to make a continuous series of spot welds, rather than one long continuous weld. As I am currently trying to perfect my welding skills, I am trying to weld about an inch at a time. Any longer weld overheats the metal, and causes even more of a warp to the sheet metal. Once I had the two halves welded together, it's back to the grinder to smooth it off. In the class, we were using air sander / grinder tools, and I believe that I used an 80 grit disk to grind off the excess weld. In that I have not purchased my own air sander / grinder tool, I have been using 4” and 7” electric grinders at home, and they work quite well.

After most of the excess weld is ground off, it's back to the bondo. It seems to me like each section must have taken ten applications of bondo as I strove for perfection. Always remember to only press lightly on the board, or press lightly with the DA sander. Always remember to sand in different directions, and move relatively quickly with the DA, or long board. Remember that you can feel things that you can not see, and when you feel, you need to move your hand quickly. Feel frequently, because if you take off too much, you will need to start over again. But by then, you have put it on, and taken it off so often, it will not make that much difference. When you finally think you are done, look very closely for pin holes. We used a different type of bondo which came in a tube, and was called Icing to fill the pinholes. Remember that any pinhole you can find in the bondo, will be a glaring hole in your finished product.

Now, you have an absolutely smooth surface, no humps, no dips, no pinholes, all the body lines are exactly where they are supposed to be. You have feathered both any existing paint and the body putty so that there will be no line if you are doing a patch job. You are ready to paint! Well, actually you are ready to start taping. Get out your masking tape and get to work. Remember to be sure that the tape is firmly applied. Pay close attention; if you over tape a section, you will need to go back and repaint. If you under tape a section, it may not look quite so bad, but obviously, you want the “just right” kind of taping. We used a tape machine which applied various widths of paper to the tape, but the machine is not necessary. Be sure to apply tape to the inside of doors, so that the paint does not get on areas you do not want painted. Of course on our cars, we will have the doors and everything that can be taken of, taken off.

I thought I'd actually get around to the painting in this article, but guess not. My life project continues. Next month I'm sure we will paint!

Special Feature. This is to announce the newest Triumph driver, albeit in about 16 years. Westly George Yost was

born February 28, at 18 ½ inches and 6 ½ pounds to David and Gina Yost of Groton, CT. Grandma Yost and I plan to visit our first Grandson the week of March 20.

Here is a picture:



Notes from Members

From: Mark Uhlig [mailto:Mark.Uhlig@Linamar.com]

Sent: Monday, February 06, 2006 3:24 PM

Subject: RE: Current address and phone number for Buckeye Triumphs

Hi, Jim..... You caught me at a good time.

Winter has been fine. I've been spending a lot of time in China and Korea these past 14 months...there about once every five weeks.

Hope you and the group are doing well. Good to hear Murry has decided to retire....but not really retire.

Let me know how much club dues are...as I would like to be kept in your collective “good graces”.

All the best,

Mark & Janice Uhlig

2676 Ashburton Court

Oakland Township, Michigan 48306 USA

(248) 408-0476

Home e-mail: triumphlodge@comcast.net

Here are some pictures:





From: Mark [mailto:triumphlodge@comcast.net]
Sent: Tuesday, February 07, 2006 6:01 PM
Subject: Super Bowl 2006
We had a blast!
Mark Uhlig



Photo: Greetings from Seoul, Korea.



Events 2006 - Bill Blake

March, 2006		
3/6	Mon	Business and Social Meeting 6:00pm start at Spartan Tool on Alum Creek Drive just south of DeVry, Joe will let us loose in the largest commercial tool store in Columbus, they have the real tools designed for serious work.
3/17	Fri	St. Patrick's Day
April, 2006		
4/1	Sat	April Fool's Day
4/2	Sun	Start Daylight Saving Time
4/13	Thu	Business and Social Meeting held with the British Car Council at LaHacienda Real on Sinclair near Morse Road, this is the final regular meeting before the British Car Show at Metro Place in May.
4/22	Sat	Earth Day Midland Theatre Downtown Newark Herman Hermits Live on the Square....special British Car Parking& Dinner
4/29	Sat	Eric Jones Overstock and First Annual Garage Sale Delaware, OH at Riverside Motors
May, 2006		
5/1	Mon	Business and Social Meeting at Mary Kellys in Dublin, Buck and Mary Henry to host.
5/14	Sun	Mothers Day
5/20	Sat	British Car Day Drive Hosted by Bruce and Buckeye Triumphs
5/21	Sun	British Car Day XXII Metro Center Dublin
5/27	Sat	Eric Jones Riverrun Call Eric
5/29	Mon	Memorial Day (Fed)
June, 2006		
6/4	Sun	British Car Day Toledo Ft. Meigs Tony 419/878-2041
6/5	Mon	Business and Social Meeting Kathy Scott and Bill Blake to host at 115 Cottswold Drive Delaware, OH 6:30pm start

6/14	Wed	Flag Day
6/17	Sat	TRA Nationals at Burr Oak State Park, Ohio
6/18	Sun	Fathers Day
July, 2006		
7/4	Tue	Independence Day (Fed)
7/8	Sat	Len Immke Arthritis Show British Car Area Come Early Stay Till Close
7/16	Sun	British Car Day Cincinnati Bob 513/941-4911
7/21	Fri	Amphicar Swim In Celina, OH
7/22	Sat	Gary & Bev Nettler Annual Pole "POOL" Barn Swim-In and Mini Drive Thurston, OH
7/29	Sat	Das Vroom Brewery District Columbus, OH
August, 2006		
8/5	Sat	British Car Day Dayton, OH Eastwood Park British Car Day Ursuline College Cleveland
8/7	Mon	Business and Social Meeting
8/12	Sat	Summer Party???? PA
8/19	Sat	Vintage Grand Prix at Mid Ohio Saturday is British Car Shoot Out
8/20	Sun	Vintage Grand Prix at Mid Ohio Sunday is the main racing and concours car event
September, 2006		
9/4	Mon	Labor Day (Fed)
9/11	Mon	Business and Social Meeting
9/16	Sat	Ash Cave/Hocking Hills Motoring Event Car Hop Lunch @ Sonic!
9/17	Sun	NASA Racing at Mid Ohio
9/28	Thu	6Pack Trials at Cuyahoga Falls, OH Northcoast Triumphs to host.
9/29	Fri	6Pack Trials at Cuyahoga Falls, OH Northcoast Triumphs to host.
9/30	Sat	6Pack Trials

		at Cuyahoga Falls, OH
		Northcoast Triumphs to host.
October, 2006		
10/2	Mon	Business and Social Meeting
		Greg and Ann Gillman to host
		Annual Garage Tour
10/9	Mon	Columbus Day (Fed)
10/14	Sat	BT Drive Hosted by Mary and Buck
		"High and Low and round in the
		Middle" Honda/Ohio Tour
10/29	Sun	End Daylight Saving Time
10/31	Tue	Halloween
November, 2006		
11/6	Mon	Business and Social Meeting
11/7	Tue	Election Day
11/10	Fri	Veterans Day (Fed)
11/11	Sat	Veterans Day
11/23	Thu	Thanksgiving (Fed)
December, 2006		
12/4	Mon	Business and Social Meeting
		Optional Event
12/25	Mon	Christmas (Fed)
12/31	Sun	New Year's Eve

Buckeye TRIUMPHS REGALIA

T-Shirts- Lt Grey Cotton \$14.00
 BTC Logo - front
 Large Wreath Logo – back

Sweatshirts- Lt Grey Cotton \$20.00
 BTC Logo - front
 Large Wreath Logo – back

Golf Shirts with embroidered logos – 100% Cotton \$35.00
 Patch Embroidered Logo \$12.00

Buckeye TRIUMPHS Logo \$10.00 - Embroidered on your article - Select your favorite jacket, shirt or bag since the logo can be added to almost any cloth article.

Halkias Video on Valve Adjustment for 6-cyl TR's - \$10.00
 Send or bring your articles to Bob Mains. Turn-around is usually about 2-4 weeks. (Names or lettering can be added for additional costs).

Officers and the Fine Print

The Buckeye Triumphs Newsletter is a publication of Buckeye Triumphs, and the content herein is not officially endorsed by the staff or members of Buckeye Triumphs, their families, or lawyers. If you decide to follow the advice of anything inside this newsletter, you do at your own risk. We are all adults here, so if you do something stupid, own up to it and don't sue the club. Heck, we don't have any money anyway...
 Club address: Buckeye Triumphs, 9023 Concord Rd, Johnstown, Ohio 43031 **Annual Dues: \$20.00**

General email: buckeyetriumphs@BuckeyeTriumphs.org

Web Site: <http://www.BuckeyeTriumphs.org>

Our current crop of Buckeye Triumphs Officers include:

President: Buck Henry 614-733-0563 mhenry1453@aol.com	Vice President: Joe Lynch 614-444-1519 jlynch1@columbus.rr.com
Treasurer: Jim VanOrder (740) 967-2110 jvanorde@columbus.rr.com	Events: Bill Blake (614) 403-1074 billblake@thekayesco.com
Newsletter Editor and Webmaster: Bruce Miles (740) 587-4179 bmiles@buckeyetriumphs.org	Secretary: Margo Washburn 614-882-5219 jimbo165@earthlink.net

Technical Consultants:
 TR2's & 3's: John Hartley 740-753-1066 email: jhartley@frognet.net or John Huddy 614-846-2321 email: jhuddy@columbus.rr.com
 TR-4's: John Thomas 614-855-4175 or Bruce Clough 937-376-9946 clough@erinet.com
 TR250, TR-6: Robert Mains 614-890-7767 rmains1@columbus.rr.com or Jim VanOrder 740-967-2110 jvanorde@columbus.rr.com
 Spitfires and GT6: Doug Braden 614-878-6373 braden.13@osu.edu ,
 TR-7 & 8's: Ron Fowler 614-397-3685 tr8@att.net
 Affiliations: 6-Pack Chapter Center of Triumph Register of America – VTR Zone Member

Comedy Clips

From: billblake [mailto:billblake@thekayesco.com]
 Sent: Monday, February 06, 2006 11:07 AM
 To: Bruce Miles Subject: Hail Mary Full of Grace

Investment tips for 2006.... for all of you with any money left, be aware of the next expected mergers so that you can get in on the ground floor and make some BIG bucks.

Watch for these consolidations in 2006.

1. Hale Business Systems, Mary Kay Cosmetics, Fuller Brush, and W. R. Grace Co. will merge and become: Hale, Mary, Fuller, Grace.
2. Polygram Records, Warner Bros., and Zesta Crackers join forces and become: Poly, Warner Cracker.
3. 3M will merge with Goodyear and and become: MMMGood.
4. Zippo Manufacturing, Audi Motors, Dofasco, and Dakota Mining will merge and become: ZipAudiDoDa.
5. FedEx is expected to join its major competitor, UPS, and become: FedUP.

- 6. Fairchild Electronics and Honeywell Computers will become: Fairwell Honeychild.
- 7. Grey Poupon and Docker Pants are expected to become: Poupon Pants.
- 8. Knotts Berry Farm and the National Organization of Women will become: Knott NOW!

And finally:

- 9. Victoria's Secret and Smith & Wesson will merge under the new name: Titty Titty Bang Bang

From: Joe Lynch [mailto:jlynch1@columbus.rr.com]

Sent: Saturday, February 25, 2006 8:27 AM

Subject: Oil Change

Oil Change instructions for Women:

- 1) Pull up to Jiffy Lube when the mileage reaches 3000 miles since the last oil change.
- 2) Drink a cup of coffee.
- 3) 15 minutes later, write a check and leave with a properly maintained vehicle.

Money spent:

Oil Change \$20.00

Coffee \$1.00

Total \$21.00

=====

Oil Change instructions for Men:

- 1. Wait until Saturday, drive to auto parts store and buy a case of oil, filter, kitty litter, hand cleaner and a scented tree, write a check for \$50.00.
- 2. Stop by 7 - 11 and buy a case of beer, write a check for \$20, drive home.
- 3. Open a beer and drink it.
- 4. Jack car up. Spend 30 minutes looking for jack stands.
- 5. Find jack stands under kid's pedal car.
- 6. In frustration, open another beer and drink it.
- 7. Place drain pan under engine.
- 8. Look for 9/16 box end wrench.
- 9. Give up and use crescent wrench.
- 10. Unscrew drain plug.
- 11. Drop drain plug in pan of hot oil: splash hot oil on you in process. Cuss.
- 12. Crawl out from under car to wipe hot oil off of face and arms. Throw kitty litter on spilled oil.
- 13. Have another beer while watching oil drain.
- 14. Spend 30 minutes looking for oil filter wrench.
- 15. Give up; crawl under car and hammer a screwdriver through oil filter and twist off
- 16. Crawl out from under car with dripping oil filter splashing oil everywhere from holes. Cleverly hide old oil filter among trash in trash can to avoid environmental penalties. Drink a beer.

- 17. Buddy shows up; finish case of beer with him. Decide to finish oil change tomorrow so you can go see his new garage door opener.
- 18. Sunday: Skip church because "I gotta finish the oil change." Drag pan full of old oil out from underneath car. Cleverly dump oil in hole in back yard instead of taking it back to Kragen to recycle.
- 19. Throw kitty litter on oil spilled during step 18.
- 20. Beer? No, drank it all yesterday.
- 21. Walk to 7-11; buy beer.
- 22. Install new oil filter making sure to apply a thin coat of oil to gasket surface.
- 23. Dump first quart of fresh oil into engine.
- 24. Remember drain plug from step 11.
- 25. Hurry to find drain plug in drain pan.
- 26. Remember that the used oil is buried in a hole in the back yard, along with drain plug.
- 27. Drink beer
- 28. Shovel out hole and sift oily mud for drain plug. Re-shovel oily dirt into hole. Steal sand from kids sandbox to cleverly cover oily patch of ground and avoid environmental penalties. Wash drain plug in lawnmower gas.
- 29. Discover that first quart of fresh oil is now on the floor. Throw kitty litter on oil spill.
- 30. Drink beer.
- 31. Crawl under car getting kitty litter into eyes. Wipe eyes with oily rag used to clean drain plug. Slip with stupid crescent wrench tightening drain plug and bang knuckles on frame.
- 32. Bang head on floorboards in reaction to step 31.
- 33. Begin cussing fit.
- 34. Throw stupid crescent wrench.
- 35. Cuss for additional 10 minutes because wrench hit bowling trophy.
- 36. Beer.
- 37. Clean up hands and forehead and bandage as required to stop blood flow.
- 38. Beer.
- 39. Beer.
- 40. Dump in five fresh quarts of oil.
- 41. Beer.
- 42. Lower car from jack stands.
- 43. Accidentally crush remaining case of new motor oil.
- 44. Move car back to apply more kitty litter to fresh oil spilled during steps 23 - 43.
- 45. Beer.
- 46. Test drive car.
- 47. Get pulled over: arrested for driving under the influence.
- 48. Car gets impounded.
- 49. Call loving wife, make bail.
- 50. 12 hours later, get car from impound yard.

Money spent:

Parts \$50.00
DUI \$2500.00
Impound fee \$75.00
Bail \$1500.00
Beer \$40.00
Total - - \$4,165.00

But you know the job was done right!

From: SHughes [<mailto:shughes@wideopenwest.com>]
Sent: Friday, February 24, 2006 4:22 PM
Subject: Men's restroom

We all know that women have been held back and underpaid in the workplace. Edge designs is an all women run company that designs interior office space. They had a recent opportunity to do an office project in NYC. The client allowed the women of this company a free hand in all design aspects. The client was a company that was also run by all women execs... The result...well....We all know that men never talk ...never look at each other...and never laugh much in the restroom.... The men's room is a serious and quiet place...But now with the addition of one mural on the wall...lets just say the men's restroom is a place of laughter and smiles....



From: James D. Franchello [<mailto:james@intinfo.com>]
Sent: Friday, February 17, 2006 6:57 PM
To: james@intinfo.com
Subject: FW: best "out of office" email replies

Best "Out of office" automatic email replies

1. I am currently out at a job interview and will reply to you if I fail to get the position. Be prepared for my Attitude.
2. You are receiving this automatic notification because I am out of the office. If I was in, chances are you wouldn't have received anything at all.
3. I will be unable to delete all the unread, worthless e-mails you send me until I return from holiday on 4 April. Please be patient and your e-mail will be deleted in the order it was received.

4. Thank you for your e-mail. Your credit card has been charged \$5.99 for the first ten words and \$1.99 for each additional word in your message.

5. The e-mail server is unable to verify your server connection and is unable to deliver this message. Please restart your computer and try sending again. (The beauty of this is that when you return, you can see how many in-duh-viduals did this over and over).

6. Thank you for your message, which has been added to a queuing system.. You are currently in 352nd place, and can expect to receive a reply in approximately 19 weeks.

7. I've run away to join a different circus.

AND, FINALLY, THIS ONE TAKES THE CAKE:

8. I will be out of the office for the next 2 weeks for medical reasons. When I return, please refer to me as 'Margaret' instead of 'Steve.'

Classifieds

Wanted:

TR6 rear tail lights in good condition at a reasonable price. (I need my differential rebuilt and Sam Halkias says that he will "work for tail lights", so I am trying to find a pair for his punted race car. I have been looking on the Internet, but I haven't found any as yet.)

If you have a pair of good tail lights that you can spare, please contact John Huddy at (614) 846-2321 (home), (614) 644-0433 (work) or jhuddy@columbus.rr.com.

PARTS...PARTS...PARTS -

Triumph and LBC parts available... New, Used & NOS... The Roadster Factory, Moss & Victoria British items at discount prices.

Many common parts in stock.

Doug's Parts 614-878-6373 Braden.13@OSU.edu

<http://www.triumphparts.com>

And From Rod Yost:

I would like to offer my old '59 TR3A tub for sale. It's sitting in two pieces. No floorboard or sills. Bulkhead is in good shape. It has not been wrecked. I have a title. Hopefully some one would pay something for my storage. I'm open for suggestions.

Rod 740-366-6746 or rod.yost@advest.com

From Ryan Miles

I have decided it is time to sell my '89 944.



I have used this car as a daily driver for the past 6 months (approx. 4k miles), and it has been solid and reliable. This winter I changed the timing belts as well as the starter and alternator. The engine is VERY nice.

Classifieds



It has the 2.7L that is based off the S2 block, and it has never skipped a beat aside from not being overly happy on sub 20 degree mornings. 2k miles ago I switched to Red Line synthetic 10w30 motor oil. The pressure has been great, and it is still on the full mark. It does have some typical issues that a 20 year old car has. There are signs that it was involved in a minor front end collision at some point, but there does NOT appear to have been any frame damage, and it does have a clean title. Please feel free to ask any questions, I will be as up front as possible about any known issues with the car. You are also more than welcome to have any PPI done at your own expense.



The car comes with the 968 wheels pictures, as well as a set of 15" phone dials with center caps. The car also comes with partial records, and a full set of factory shop manuals. Please contact Ryan Miles 740-334-3512 smokintr6@yahoo.com Asking \$4500 / reasonable offer



Buckeye Triumphs
9023 Concord Rd.
Johnstown, Ohio 43031

