

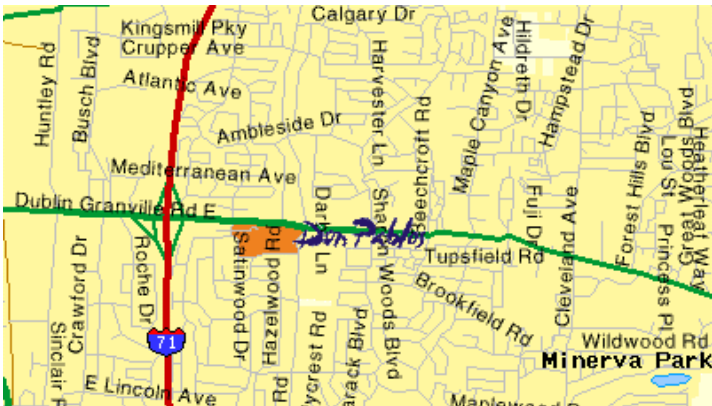


# Buckeye Triumphs Newsletter

Visit us at:  
<http://www.BuckeyeTriumphs.org>  
(and get your newsletter in COLOR)  
6-Pack Chapter  
Center of Triumph Register of America  
VTR Zone Member

## December BT Meeting – Monday, December 2<sup>nd</sup> at Don Pablo’s

Even though our TR’s are all tucked away for the winter (or in parts for that wintertime project) we still have business to conduct. Our next business meeting will be held on Monday, December 2nd at the Don Pablo’s Restaurant – 1777 E. Dublin-Granville Rd, Columbus, OH (614-888-5289) (Rt. 161) just west of Cleveland Ave. Please arrive by 6:30 to order dinner – the business meeting will start at 7:00. We will be in the “Patio Room” off by ourselves.



Elections are held at the December meeting! Don’t wait for that call to service. Volunteer now for the office of your choice. Contact Bruce Miles at 740-587-4179 if you have any questions. Hope to see you there.

## Mark your Calendar for the BT Holiday Party at the Buckeye Hall of Fame Café!



I can’t think of a better place to have the Buckeye Triumphs holiday party than the Buckeye Hall of Fame Café. In keeping with our tradition of not doing the party in December, mark your calendars for Saturday – January 11<sup>th</sup>. Please look for the flyer in this issue!

## ANNUAL DUES - MEMBERSHIP RENEWALS 2003

FIRST, **Thank You** for supporting Buckeye TRIUMPHS in 2002; a Tremendous fourth year for all of us.

Our sustained growth and expanded activities will again depend upon your continued support, active involvement and personal creativity. Now, **\*\*HEAR YE \*\* HEAR YE \*\*** The Tax Man Cometh!!

Current member’s Calendar Year 2002 Membership Renewal Dues are payable by January 31, 2003. Please submit your check for \$20.00, payable to Buckeye TRIUMPHS and mail to:

Buckeye Triumphs  
c/o Jim VanOrder  
9023 Concord Rd.  
Johnstown, Ohio 43031

Please include any updates, address changes, car info etc., for our database. PLEASE NOTE: IF you joined the club after July 1, 2002 then your 2003 Renewal Dues are only \$10.00 for your first renewal.

## Editor’s Corner

I got a nice note from Bill Blake with a TRials picture attached. It did not make the last cutoff last month. Here it is:



Bill says he took a day off and worked on the TR6 – we look forward to seeing it this spring!

As I write this article we are getting the first significant snow of the season. Prior to Thanksgiving is way to early for me. The 72 is tucked away out at my business partner’s hanger where he keeps his toy: a Cessna 150 – a TR6 fits nicely under the wing.

Ryan is back from college and working on his 250 project. It is 11:15 on Tuesday evening and he is up at the shop welding frame gussets. Ryan’s first quarter is over so his finals are “done”. I think that makes his break much more of a break. He will be back at school December 2<sup>nd</sup>. I hope that “beast” that he is working on will live later this spring. I am sure that a tech session might be appropriate as the work continues.

I have done “nothing” on my 250 project, but hope to make a place to work on it sometime soon.

Did you all get the latest TRF catalog. Be sure to look at the registration form for the Summer Party. Does the Pimento Red TR6 look familiar? (The one with the Panasports and no



bumper..) Ryan's car made the publication! (Some of you had already noticed this fact.)

It was a cold ride to Ted's new digs in November. Most of us wimped out and took our daily drivers. Carl and Elaine Moore win the prize for braving the day in their yellow TR6 (sans heater!) – here are some shots from Pandora:



Here is the outside view – this used to be a Dodge dealership – Ted had some pretty neat photos



Here is Ted. The floor will be a black and white checkerboard with some neat murals planned for the walls.



He had a real feisty assistant sitting in the back (I know Becky thinks I torment her with the camera at every chance – well she is right! Say cheese Becky!) ☺

Not much else to report. Please try to come to the meeting on the 2<sup>nd</sup>, I hope we can plan a full year of activities. If you have any ideas please come!

I have included a data sheet this month as well on the back of the Christmas flier. Be sure to make any corrections and bring them to the Holiday party or send them with your dues payment. We are interested on adding members cell phone numbers to help if people get lost during our driving events.

I hope that you all have a wonderful holiday season and are careful in your travels!

**Bruce Miles** [bmiles@INTInfo.com](mailto:bmiles@INTInfo.com)

And now also: [Bruce.Miles@BuckeyeTriumphs.org](mailto:Bruce.Miles@BuckeyeTriumphs.org)

Next Newsletter Article Deadline – January 25<sup>th</sup>, 2003 (No Newsletter before the holiday party!)

## November Meeting Minutes

Minutes of the Nov. 11 business meeting:

The meeting was called to order at the "Pig Iron" restaurant in Worthington, Ohio. We had 17 in attendance. All enjoyed the food and good time.

The first order of business was to welcome back Murry Mercier and congratulate him on the progress of his recovery. He looked really well and seemed to be getting around pretty well. He said that he would have to stay out of the drive this month but is looking forward to workshops, etc., this winter.

The final drive of the season was to be to NW Ohio to Ted Shumacher's Emporium, a retro showroom in Pandora, Ohio. Then the trip was to go to various other places of interest- Doris and Marianne's gift shop in Findlay, Wilson's for hamburgers and Dietsch's for ice cream.

Our next business meeting is to be on Monday, December 2nd at Don Pablo's Restaurant on Dublin Granville Rd. (Rt. 161) just west of Cleveland Ave. (east of Karl Rd.) at 7:00. If you want to eat, then you should arrive by at least 6:30!!

The holiday party is to be downstairs at The Buckeye Hall of Fame Cafe on January 11, 2003. There will be a buffet dinner and cash bar. Plan to be there!! More info later.

The February business meeting will be used to plan the year, so plan to be there if you want input or e-mail one of us with ideas. There will be winter workshops coming up, as well. (More info on those is coming, too)

The last order of business was to again thank all the workers at 6-Pack. Jacqueline Mercier wanted also to personally thank all the ladies who helped with the food, etc. during the weekend. It was great fun-you're welcome, Jacqueline!!

See you at Don Pablo's!!

Respectfully submitted, Margo Washburn, Secretary

## President's Corner

December, 2002



First, I want to offer each of you my best wishes for a happy holiday season and then encourage you to make every effort to start the busy month of December with some salsa and spirits at our social/business meeting on Monday 12/2 at Don Pablos on Rte 161.

We will take some time to enjoy the company of fellow Triumph lovers, savor a fajita or two and a margarita too.

The conversations will also focus on the solicitation of candidates/volunteers for service to the club as an officer, tech sessions or club events/activities coordinators.

Nominees or volunteers will get the opportunity to help the club stay vital and rewarding to all of us. Please consider 'job sharing' or fellow co-conspirator to cover the positions, gain experience and still have fun. We need to consider the two year or more run for the current officers and have a look to a relief crew. Look for a partnership and/or step in to one of our key roles yourself. We need an additional focus on membership and events; think about it.

Murry has been recuperating slowly from some serious surgery and we need to offer him our best wishes and perhaps a rest from his VP and TRbits role, think about this, too.

We will need some help with our 2003 activities and drives, please begin to plan for an event or monthly social meeting and take on an activity as we will begin to fill in our Calendar for next year at the first two social meetings in February and March of 2003.

I am sure you'll make plans to join us at the Holiday Party in January at the Buckeye Hall of Fame Restaurant; please look for the details in this newsletter and RSVP/ASAP.

It's been a great year; keep up your outstanding support and commitment to TBDCITL.

GO BUCKS and Go Buckeye TRIUMPHS.

..... See y'all real soon.

Bob Mains [bob.mains@ode.state.oh.us](mailto:bob.mains@ode.state.oh.us)

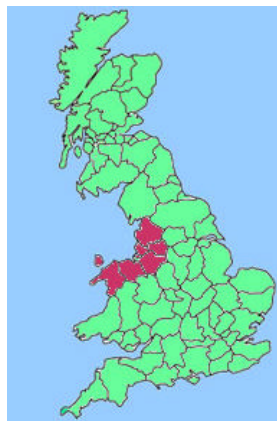
## Red Rose TRs

I had an email from Nelson this month with a neat website from across the ocean.

The website is: <http://www.redrosetrs.co.uk>

Here is an excerpt from one of their articles:

**Autumn Leaves Run - Sandra Baran**



*We'd been having a really good spell of dry sunny weather, it looked as if the leaves run would take advantage of this weather. Saturday morning arrived rather dull with a little drizzle, it dried up and we set off to Macclesfield. We were hopeful the weather would improve and were anxious to see who was going to arrive. We hadn't received any phone calls*



*and were concerned in case no one turned up at all! The first car we came across belonged to Lynne and Jimmy, followed by Ronnie and Steve, Ann and Bill, Ann and John, Lynn and Martin, and Judith and Chris. We had a convoy of 1 TR4A, 1 TR5, 4 TR6's and 1 MX 5 (light bulb). We left the car park in Macclesfield and headed towards Whaley Bridge, Chapel en Le Frith, Edale, Hope, Tideswell (and the Morgan club mostly with roofs up), and Monsal Dale where we had a coffee stop at Monsal head. By now the weather had deteriorated to a force 6 gale with steady drizzle, lovely! The scenery would have been absolutely fantastic (if you could have seen it). The café was warm and friendly and very welcoming. After warm drinks and sticky buns we reluctantly ventured out and headed off to Bakewell for lunch and Tarts (the Bakewell variety). The rain stopped whilst we were in Bakewell so we all had a fairly pleasant walk round the shops. It was nice to see the large trout in the river Wye that runs through Bakewell, they were obviously thriving on the bread thrown in for the ducks and geese. We left Bakewell and headed towards Moneyash, then on towards Hartington, the Mermaid and up over Axe Edge towards Buxton. We ran into low cloud shortly after Hartington which reduced the visibility to about 50 meters, the weather then proceeded to get steadily worse with all the fantastic views over Axe Edge completely obliterated by swirling mist and fog. We arrived at the Cat and Fiddle in fairly atrocious weather conditions with little chance of views over the Cheshire plain, a real shame! After what was an amazingly short debate we decided to head for the pub (Cock and Pheasant, Bollington). The pub was warm and friendly, we took over a fairly large corner, had a few drinks and generally warmed up in the time-honored tradition of the famous Red Rose happy hour followed by an evening meal. I think everyone had a good day despite the weather, I think next year the autumn leaves run should be rescheduled to July or August!!*

I think you will enjoy their website.

## A Chronicle of Triumph: how I became addicted

*Nothing new from Ryan – too busy on break I suppose. Perhaps I can get something from him at Christmas ... Until then: reach him at:*

Ryan [rjhmile@yahoo.com](mailto:rjhmile@yahoo.com) and [r-miles@onu.edu](mailto:r-miles@onu.edu)

### Officers and the Fine Print

The Buckeye Triumphs Newsletter is a publication of Buckeye Triumphs, and the content herein is not officially endorsed by the staff or members of Buckeye Triumphs, their families, or lawyers. If you decide to follow the advice of anything inside this newsletter, you do at your own risk. We are all adults here, so if you do something stupid, own up to it and don't sue the club. Heck, we don't have any money anyway...

Club address: Buckeye Triumphs, P.O. Box 584, Lithopolis, OH 43136-0584

**Annual Dues: \$20.00** General email: [buckeyetriumphs@ameritech.net](mailto:buckeyetriumphs@ameritech.net)  
Web Site: <http://www.BuckeyeTriumphs.org>

Our current crop of Buckeye Triumphs Officers include:



**Officers and the Fine Print**

President: Robert Mains (614) 890-7767 <a href="mailto:bob.mains@ode.state.oh.us">bob.mains@ode.state.oh.us</a>	Vice President: Murry Mercier 614-888-0838 <a href="mailto:TRsixer@yahoo.com">TRsixer@yahoo.com</a>
Treasurer: Jim VanOrder (740) 967-2110 <a href="mailto:vanordergj@core.com">vanordergj@core.com</a>	Events: John Huddy (614) 846-2321 <a href="mailto:jhuddy@columbus.rr.com">jhuddy@columbus.rr.com</a>
Newsletter Editor: Bruce Miles (740) 587-4179 <a href="mailto:bruce.miles@buckeyetriumphs.org">bruce.miles@buckeyetriumphs.org</a>	Secretary: Margo Washburn 614-882-5219 <a href="mailto:jimbo165@earthlink.net">jimbo165@earthlink.net</a>
Technical Consultants: TR2's & 3's: John Hartley 740-753-1066 email: <a href="mailto:jhartley@frognet.net">jhartley@frognet.net</a> or John Huddy 614-846-2321 email: <a href="mailto:jhuddy@columbus.rr.com">jhuddy@columbus.rr.com</a> TR-4's: John Thomas 614-855-4175 or Bruce Clough 937-376-9946 <a href="mailto:clough@erinet.com">clough@erinet.com</a> TR250, TR-6: Robert Mains 614-890-7767 <a href="mailto:bob.mains@ode.state.oh.us">bob.mains@ode.state.oh.us</a> or Jim VanOrder 740-967-2110 <a href="mailto:vanordergj@core.com">vanordergj@core.com</a> Spitfires and GT6: Doug Braden 614-878-6373 <a href="mailto:braden.13@osu.edu">braden.13@osu.edu</a> , TR-7 & 8's: Ron Fowler 614-833-6885 <a href="mailto:tr8@msn.com">tr8@msn.com</a>	
Affiliations: 6-Pack Chapter -- Center of Triumph Register of America -- VTR Zone Member	



Then a trip to the mill where the bronze meets a fly cutter



Then a trip to the lathe where the ends are surfaced and inside bored.



Next an end mill is used to slot all four sides. That's the crankcase upside with bearings and bearing caps

<b>Buckeye Triumph Upcoming Events</b>	
<b>Date</b>	<b>Event/Location</b>
12/2/2002	BT Membership Meeting - Don Pablo's Restaurant - 1777 E. Dublin-Granville Rd, Columbus, OH
1/11/2002	BT Holiday party at the Buckeye Hall of Fame Café

**Notes from Nelson:**

*Editor's Note: We have lost the services of Nelson's articles while he builds his locomotive. He should be laying track by spring – here is the status of the engine as of 2 weeks ago:*

Some of you have asked: "how's the shay coming?" so I'll bore you all. The project this week was the main bearings in-between ranking leaves (hate the damn leaves)


The main bearings start out as a piece of 1.75 inch diameter bronze stock (~ \$4 per inch)



Next step is a trip to the band saw



Another view of crankcase with bearings. That's the crankshaft sans the cranks through the bearings.



This is the engine to date. Next step is to put the cranks in the crankshaft.



Nelson Riedel

### Late TR Guy

The Continuing Adventures Of...



Late TR Guy!

December 2002: By Bruce Clough ([clough@erinet.com](mailto:clough@erinet.com))

### VTR Wedge Consultant – A Day In The Life...

As some of you might know, I'm the Vintage Triumph Register Wedge car consultant. This means I get a few emails each week from poor lost souls trying to find out more about their vehicles. Or other things, like this email:

*respected sir*

*i own a very rare triumph fisho two door touring originally imported from england in 1952.it has engine hp 10,black color with original black color and in pristine.could u send me more info about it in short btime because i want to sell it soon*

*R.R.Joshi*

I don't know exactly what a "fisho" is, but what I think he has is a Mayflower. I'm trying to find out how he got my name! I



did refer him to the VTR Mayflower consultant. I would be no help at all!

### Tech Tips – Head Gaskets

Clifton Davis, of St Louis, sent in this email to the Wedge List after a bunch of emails came in about blown head gaskets. You don't have one of these kits around do you? If so, throw it out! (yes, we are trying to teach capitalization to Internet folks – it's a slow process)

*after reading this thread, i thought i would look up something in my Triumph Technical Bulletins. this what i found, Tech bulletin 79-A-2 (April, 1979) their was an improved gasket for the tr7 and the old part no# should have been pulled by the Jaguar Rover Triumph Inc.*

*Bulletin said:*

**When replacing TR7 cylinder head gaskets it is essential to USE ONLY gasket, part no. GEG3304. it is also that prior to engine no. CV 10330, the cylinder head bolts, nuts, studs and washers be replaced with the parts supplied in bolt/nut kit part no. RTC 2375. The old Tr7 cylinder head gasket, part no. GEG384, and decarb set GEG 1190, MUST NOT BE USED. Parts department will be instructed to return any stock of genuine gaskets, part no. GEG 384 and GEG 1190, purchased from Jaguar Rover Triumph Inc., to the zone or distributor.**

*The following torque and cylinder head tightening sequence must be used when fitting cylinder head gasket, part no. GEG 3304*

**J F B D H  
I E A C G**

**TORQUE TO 45-50 lbs/ft**

**I WONDER HOW MANY DEALERS ACTUALLY TURNED THEIR OLD GASKET KITS BACK IN ?**

So, do not use any GEG 384 and/or 1190 parts you get, even if the ebay deal is too good to pass up!

### 6-Pack National Meeting – The Pictures

I admit it – I don't have time to really write an article about the 6-Pack Meeting, just that it was a fun time, even with the remains of a hurricane drenching us on Friday! I do have time to stick in pictures and comment, so here I go.



This is the registration desk in the house Denison University owns right next to the Granville Inn. Folk came with their TR's from miles around to attend and get goodie bags filled with the same stuff as the rest of them they got at shows earlier in the year.



Rain. Friday, all day. I did manage to get some reading done!



Another view of wet TR6's



Pastor Nelson preaching to the choir on the miserableness of The Magic Clutch.



Nelson once more showing how with the proper dance steps and scattering chicken blood one can rebuild the TR6 brake system.



Rows of TR's At The Friday Picnic



Shot # 1 of the Car Show, On The Street, In Granville



Shot # 2 of the Car Show – Premier Class



Shot # 3 of the Car Show – TR's to the distance...  
That's all for this month. See you at the holiday party!

**Wedges Rule**  
**BRUCE**



## Holiday gift guide (revisited)

*Editor's Note: From our "Best of Nelson Archives" We ran this article last year. I thought it seemed appropriate again for your gift buying pleasures – some prices may have changed – but still quite appropriate.*

**Holiday Gifts:** Many of us really hate to shop. It's very difficult to figure out what to buy, where to get it, etc --- and in my case, all on the 24<sup>th</sup>. There was a high point last year when I wandered into Victoria's Secret. Didn't make a purchase but had a vision more exciting than sugarplums for a half an hour or so till a couple of women shoved in front of me at an Elder Berman checkout line.

This year I'm making a list of Triumph related items for those that usually buy me neckties, sweaters and socks. Have enough of those to last several lifetimes. The motivation is of course to lessen the burden on those who buy me gifts. Included in the list are directions about where the items can be purchased – in every case via phone or Internet. I thought it might be nice to pass on some ideas for use by your significant other. After discussing this note with Bruce, he suggested that we put the list on the website as a public service and keep it year around. This has been done – click Gift button. We'll be adding items so one should check it from time to time. Some items one might consider for the Triumph nut:

TRF gift certificate (1-800-678-8764): These certificates can be purchased now for 85% of face value (if you are a TRF club member) or 90% for the general public and can be used during the sales (after January 15<sup>th</sup>, 2003) to get an additional discount. I don't see how a wise woman can pass up this bargain.

Books are a lasting gift. Amazon.com ([www.amazon.com](http://www.amazon.com)) stocks many (search by vehicle model: Triumph Spitfire, etc.). For example from my list:

- [The Complete Official Triumph Tr6 and Tr250, Model Years 1967-1976 : Comprising the Official Driver's Handbook, Workshop Manual](#)  
by British Leyland Motors (Paperback - December 1978)
- [How to Restore Triumph Tr5/250 & Tr6](#)  
by Roger Williams (Paperback - September 2001)
- [The Haynes Weber Carburetor Manual : Zenith Stromberg-Su Carburetor Manual](#) (Haynes Techbook Series) by A. K. Legg, Don Peers, Robert Maddox, John H. Haynes

However, one book I found when searching on carbs that I don't want: [Good Carbs, Bad Carbs: An Indispensable Guide to Eating the Right Carbs for Losing Weight and Optimum Health](#)

Tools and other support items are always appreciated. One good source of inexpensive reasonable quality measurement tools is Enco, ([www.use-emco.com](http://www.use-emco.com) 1-800-

873-3262). Measurement tools a Triumph Enthusiast might find useful are:

- 0-6 inch Dial Caliper # AN610-5025 \$14.99
- 0-1 inch Outside Micrometer #AN600-0021 \$16.95
- 0-1 inch Dial Indicator # AN605-4070 \$7.99, also need Magnet Base #AN625-3040 \$11.89 for most Triumph applications.
- Crescent Ratcheting Combination Wrench Set. A friend gave me a set of these last year --- love them. They are fairly rugged and ratchet with a very small arc. Set of four (3/8, 7/16, 1/2, 9/16) AN890-9653 \$24.95 @ Sam's Club
- 2 – 6 inch Dial Bore Gauge #AN612-5920 \$49.95

*Editor's Note: Since last years article, we now have a Harbor Freight in Columbus at 2423 East Dublin-Granville road. Phone: 614-891-4101 A wonderful place to visit ☺*

Harbor Freight ([www.harborfreight.com](http://www.harborfreight.com) 1-800-423-2567) is another favorite for tools. These are mostly made in China and suitable for the backyard mechanic (I would avoid their socket sets). They have free shipping on orders over \$50 so if you buy something heavy for \$40, you might save money by purchasing small items to get total over \$50. Some suggestions:

- Digital Multimeter (For those Lucas mysteries) #37772-1VGA \$29.99. (#33499-5VGA at \$9.99 is less expensive alternative.)
- 9 Piece Wobble Extension Set (Use sockets at up to a 16° angle) #31203-5VGA \$9.99
- The following can be used as a substitute for virtually all Churchill Tools: 5 Piece hammer set (8 to 32 oz) #36523-0VGA \$9.99 and 16 Piece Punch & Chisel Set #00249-8VGA \$7.99
- Set of two 3 Ton Jack Stands #38846-7VGA \$17.99
- 2 Ton Compact Floor Jack #36119-1VGA \$19.99
- 2 Ton Foldable Shop Crane (engine hoist) #35915-5VGA \$249.99
- 4 TON Portable Hydraulic Kit #44899-0VGA \$89.99
- 115 pc Drill Bit Set #01611-2VGA \$39.99
- 12 Ton Shop Press # 01667-2VGA \$109.99
- 6 inch Bench Vise (great to hold U joints for beating). This thing weighs 74 pounds. #03796-3VGA \$49.99
- Unibit Step Drill – a tool that drills round holes in sheet metal 3/16 to 7/8 inch diameter, #5751-2VGA \$28.99
- 12 speed Bench Drill Press #31325- 3VGA \$125.99
- 20 Gallon Parts Washer #7340-3VGA, \$89.99
- Abrasive Blasting Cabinets are great too --- search the Harbor Freight site for "Abrasive Blasting Cabinet or Blasting Cabinet" and select the largest size that will fit on the property.





- Harbor Freight has a neat Portable Garage #42211-5VGA for \$259.99. This is a great gift for the Triumph Enthusiast --- telling them "here's a new parking spot --- go find something to fill it".



I prefer Craftsman (Sears) Sockets and Torque wrenches (both 3/8 and 1/2 inch drives are handy).

Handy tools that can be obtained at Auto Zone, Advance Auto Parts, etc:

- Timing Light
- Vacuum Gauge
- Compression Test Gauge

If you really want to make the backyard mechanic happy, contact Bruce Clough to learn about the Backyard Buddy and other lifts.



\$2795 **M6**  
6000 lb. lifting capacity

An Air Compressor and air tools will delight The proposed use considered before compressor. If anticipated, then a 7 CFM delivery at 90 one intends to blast, delivery at 90 psi is smaller units cost larger about \$600. If then a two-stage unit at 90 psi or greater



any TR enthusiast. should be carefully selecting a blasting is not compressor with 5 to psi is adequate. If then a 12 to 15 CFM desirable. The about \$400 and the money is no object, that delivers 17 CFM pressure is an

excellent choice. I purchased a 3-cylinder single stage unit that delivers 18.5 CFM at 100 psi for \$599 at TSC this past summer. Caution, the horsepower ratings can be very misleading, use the air delivery specifications to compare units. Lowe's and farms stores such as Quality Farm & Fleet and Tractor Supply Center (TSC) are excellent sources of compressors.

Once one has a compressor, then the tool hunt is on. Jay Welch posted the following list of his pneumatic tools with the priority of use. Most these tools can be purchased from

Harbor Freight (see above), Lowe's and the Farm supply stores.

- Eye protection
- Pressure regulator
- Moisture filter
- 3/8 inch ratchet
- Blow gun with extension made out of flexible steel brake line...this works great to get at tough places
- 1/2" impact wrench
- Air chuck for tires
- Cutoff tool
- Grease gun - this is a goodie. Got it at WalMart for less than \$30
- Rapid-Reel hose reel
- Die grinder
- Chisel/hammer for exhaust etc
- Body saw - 10,000 strokes per minute - great for cutting panels
- Sandblast cabinet - Chinese
- Paint spray guns
- Pressurized sand blaster - Chinese
- 3/8 drill
- Dual action sander

**Gifts for women:** Sure wish I had some advice for guys as to what to buy the non-Triumph enthusiast woman. If any of you guys have some suggestions, please let me know. And men, one thing I'm pretty sure of ---- if you're the car nut, suggest you not buy her a torque wrench hoping she will let you use it.

Nelson Riedel

## Classifieds:

These classifieds are free to BTC members, given, of course, that they relate to Triumphs, and are for private (not business) use. No, you cannot sell that old couch here! We'll run classified ads for two months, beyond that you'll have to ask for an extension.

**PARTS...PARTS...PARTS** - Triumph and LBC parts available... New, Used & NOS... The Roadster Factory, Moss & Victoria British items at discount prices.

Many common parts in stock.

Doug's Parts 614-878-6373 [Braden.13@OSU.edu](mailto:Braden.13@OSU.edu)  
<http://www.triumphparts.com>

## The Making Of A Logo

Bruce Clough

This is an article I've been meaning to do for the last 16 years, but I've never found time. It concerns how I came up with the TRA '87 Logo, you remember, the Hueston Woods Meet? Fun times had by all, especially watching Warren Zimmerman ride a bike off the diving board in the hotel, or Alice crank-starting TR-Stealth. Well, one of the jobs I had was logo design. I'm a minimalist kind-of-guy when it comes to art. My favorite artists tend to be folks like Frank Lloyd Wright (yes, he can be classified as an artist – most architects can) who can make something pretty from a few lines very simply. So when it came to a logo I wanted something simple. Rather than go through an exhaustive description of what I did, I'm just going to comment on each design study I did.


### Try 1:

The first one was more of a joke than anything else. The misty mountains, the winding road, the oil stains and lost parts. Okay, so maybe it hit closer to home than we thought. I liked it, the problem was that it didn't make a great dash plaque even though the joke was there. So, I continued my design study on the same page...



### Try 2

This appealed to the artsy-fartsy side of me (neatsy-cutesy as Frank Ciboch would say). You don't draw a TR, you draw something else and suggest a Triumph. Something else...hmm...I know – Hueston Woods – draw trees. So I did. I liked this due to the simplicity. It could be put on a dash plaque, and done in a single color. Artsy yet cheap. Gotta remember this one, but I had a few more ideas,,,,,



### Try 3

I had a stroke of genius about this time for another funny one. I was searching for words with TRA in them, and struck upon sTRANded. Perfect for an old Triumph. All I needed was a mental picture – got it, now to paper and presto – a guy leaning over the TR using the ubiquitous 5 pound hammer cussing. Perfect for humor, too bad it didn't work better for a drawing to put on a dash plaque. Never finished it!



### Try 4

Okay, so I got a bit nuts with this one, I'll admit. It had all the things I cared about at the time, cars flying through the air, action, hardy adventurers and rugged Indians – flying arrows and bullets. Everything except something that could be put on a dash plaque. Oh well, it was a valiant effort. Besides, I had another idea...



### Try 5

Okay, so this wasn't much better, but I did manage to rip off a Ricky Nelson tune at the same time I worked in high tech. I also realized that using a Space Shuttle for a joke just a year after Challenger had blown-up might not have been that great an idea. Besides, that astronaut couldn't hold a tune anyway...



### Try 6

Back to basics. The goal was to get something we could put on the dash plaque and use only one color, and keep it simple. That got us back to the second original design. Some members of the committee wanted it over – suggesting an outline of a TR3 wasn't enough, we actually had to have one on it, so in went one in perspective. I didn't like it since it screwed up the simplicity in the original. Fortunately, I managed to construct a coalition power-block amongst committee voters to keep this one from being the logo.



### The Winner

I finally went back to the original and cleaned it up a bit. I then added letters underneath it and scooped out parts of those letters to suggest wheels (I had to estimate what it looked like here since I don't have an original one!). It had everything I liked. Simplicity, some sense of symmetry, artistic flair, executable in one color, and a Triumph!





**Buckeye Triumphs**  
**P.O. Box 584**  
**Lithopolis, OH 43136-0584**

